

Scaled data based on original data using
LM-79-08 Approved Method: Electrical and Photometric Measurements of Solid-
State Lighting Products

Test Report Prepared for
Cooper Lighting Solutions
(formerly Eaton)

Brand: INVUE

Report Number: P140940

Luminaire Tested: **EMM-E01-LED-E1-SL2**

Issue Date: 03/03/2020

Test Information

Test Method: LM-79-08
Report Number: P140940
REPORT IS SCALED FROM IESNA LM-79-08 TEST DATA (P33690)
Test Lab: INNOVATION CENTER-P3
Issue Date: 03/03/2020
Manufacturer: COOPER LIGHTING SOLUTIONS (FORMERLY EATON)
Product Line: INVUE
Catalog Number: EMM-E01-LED-E1-SL2
Description: EPIC MODERN MEDIUM DECORATIVE LED LUMINAIRE
(1) LIGHTBARS WITH AccuLED OPTICS - TYPE 2 W/ SPILL LIGHT CONTROL
Light Source: (21) 4000K CCT, 70 CRI LEDs
Ballast/Driver: -

Summary

Lumens per Lamp: N/A
Luminaire Lumens: 2877.9 lumens
Efficiency: N/A
Efficacy: 116.5 lumens/watt
Luminous Opening: Rectangular (W 0.17' x L: 1' x H: 0')
IES Classification: Type II - Short - Non-Cutoff
BUG Rating: B1 - U0 - G1

Input Watts (W): 24.7
Input Voltage (V): NR
Input Current (Ain): NR
Voltage Rise (V): NR
Power Factor: NR
Total Harmonic Distortion (THDi): NR
Frequency (hertz): 60
Stabilization Time: NR
Operation Time: NR
Ambient Temperature (°C): NR
Test Distance: 25 FT

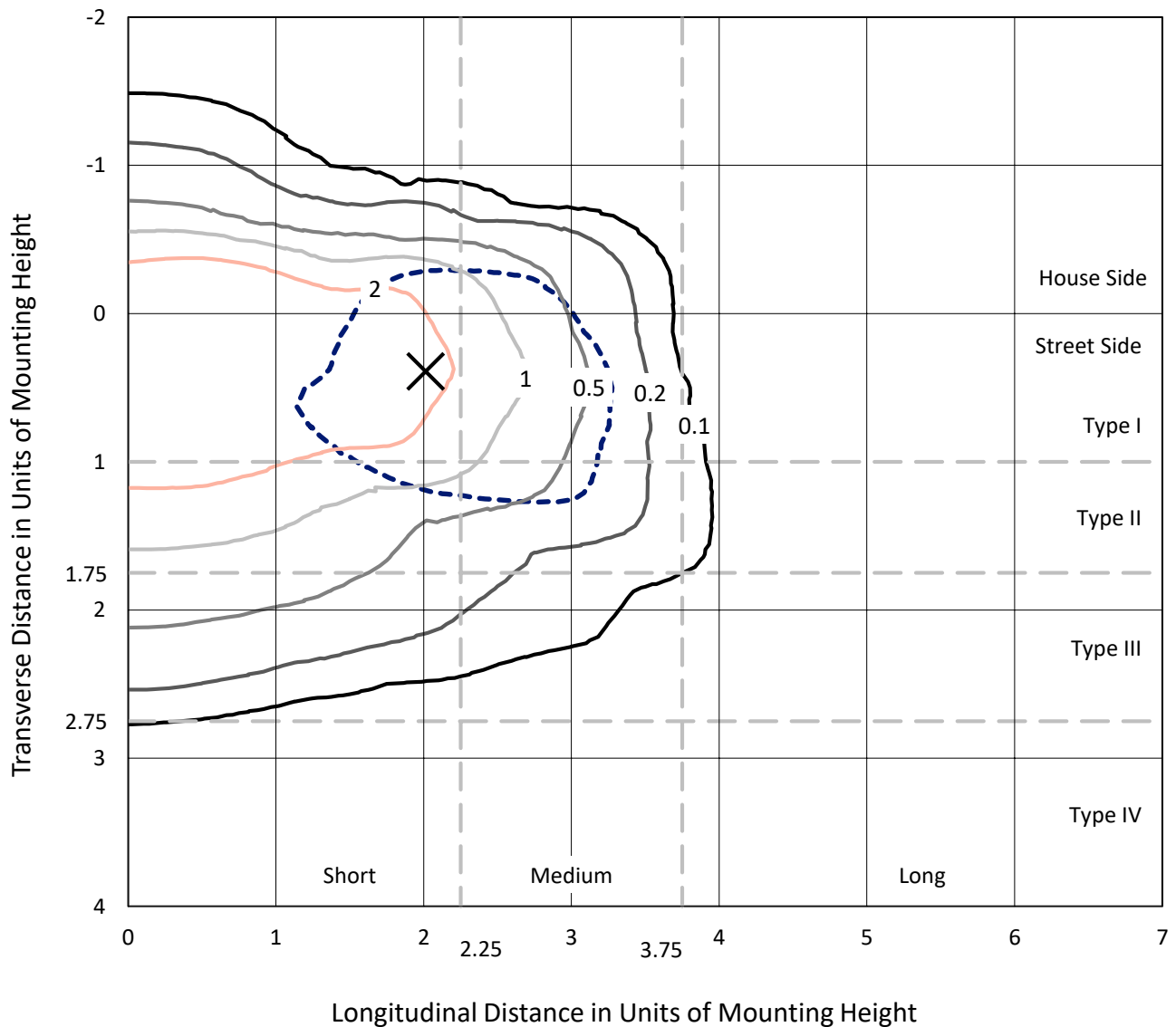


REPORT NUMBER: P140940

CATALOG NUMBER: EMM-E01-LED-E1-SL2

Iso-Footcandle Lines of Horizontal Illumination

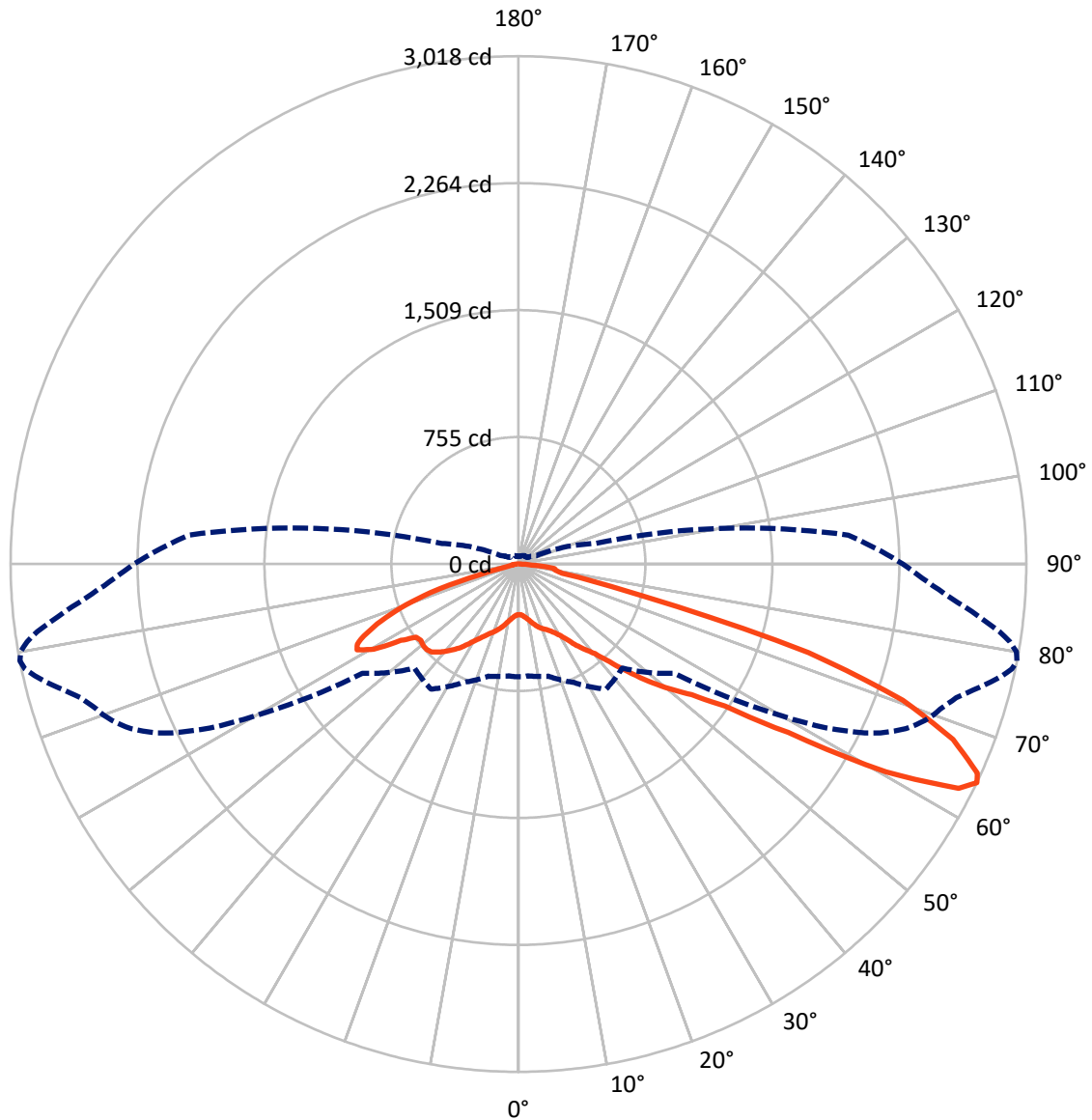
× Max cd
 - - - 1/2 Max cd



Based on 10 foot mounting height. Maximum calculated value = 4 fc
 Type II - Short - Non-Cutoff

REPORT NUMBER: P140940
CATALOG NUMBER: EMM-E01-LED-E1-SL2

Luminous Intensity Polar Plot



— Vertical Plane Through 79-Deg Lateral - - - Horizontal Cone Through 64-Deg Vertical

REPORT NUMBER: P140940

CATALOG NUMBER: EMM-E01-LED-E1-SL2

FLUX DISTRIBUTION:

		Downward	Upward	Total
House Side	Lumens	686.0	0.0	686.0
	% Fixture	23.8	0.0	23.8
Street Side	Lumens	2191.9	0.0	2191.9
	% Fixture	76.2	0.0	76.2
Total	Lumens	2877.9	0.0	2877.9
	% Fixture	100.0	0.0	100.0

Coefficient of Utilization

ZONAL LUMENS:

Zone	Lumens	% Fixture
0°-10°	29.8	1.0
10°-20°	96.7	3.4
20°-30°	165.9	5.8
30°-40°	277.4	9.6
40°-50°	475.2	16.5
50°-60°	641.0	22.3
60°-70°	810.9	28.2
70°-80°	323.6	11.2
80°-90°	57.4	2.0
90°-100°	0.0	0.0
100°-110°	0.0	0.0
110°-120°	0.0	0.0
120°-130°	0.0	0.0
130°-140°	0.0	0.0
140°-150°	0.0	0.0
150°-160°	0.0	0.0
160°-170°	0.0	0.0
170°-180°	0.0	0.0
0°-90°	2877.9	100.0
0°-180°	2877.9	100.0



REPORT NUMBER: P140940

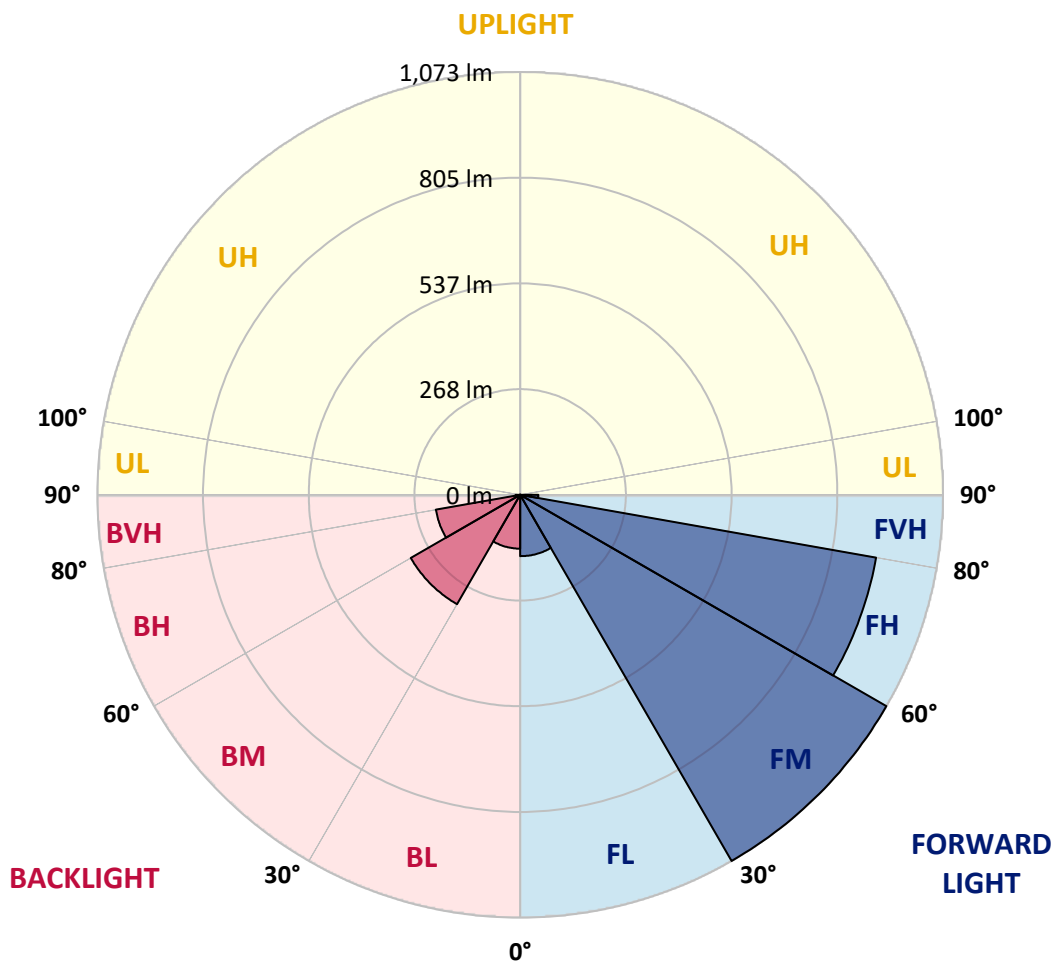
CATALOG NUMBER: EMM-E01-LED-E1-SL2

LUMINAIRE CLASSIFICATION SYSTEM LUMEN TABLE AND BUG RATING:

Zone	Lumens	% Fixture	Zone Rating/Lumen Limit		
			B	U	G
FL (0°-30°)	155.7	5.4			
FM (30°-60°)	1073.1	37.3			
FH (60°-80°)	917.1	31.9			G1/1800
FVH (80°-90°)	46.0	1.6			G1/100
BL (0°-30°)	136.7	4.7	B1/500		
BM (30°-60°)	320.6	11.1	B1/1000		
BH (60°-80°)	217.3	7.6	B1/500		G1/500
BVH (80°-90°)	11.4	0.4			G1/100
UL (90°-100°)	0.0	0.0		U0/0	
UH (100°-180°)	0.0	0.0		U0/0	

BUG Rating: B1-U0-G1

Type II Short





REPORT NUMBER: P140940

CATALOG NUMBER: EMM-E01-LED-E1-SL2

CANDELA DISTRIBUTION (FULL):

	0°	5°	15°	25°	35°	45°	55°	60°	61°	62°	64°
0°	301.0	301.0	301.0	301.0	301.0	301.0	301.0	301.0	301.0	301.0	301.0
2.5°	299.7	300.0	299.7	300.7	301.3	302.3	302.3	302.3	302.3	302.3	302.3
5°	299.3	299.7	299.3	301.0	302.7	304.7	306.7	307.3	307.3	307.7	308.0
7.5°	302.3	302.7	302.3	304.3	306.7	310.0	313.7	315.7	316.0	316.3	317.0
10°	311.7	311.0	309.7	311.7	314.0	319.0	323.3	326.7	327.7	328.0	329.3
12.5°	324.0	323.7	321.3	320.3	321.7	327.3	335.3	340.0	341.0	341.3	342.7
15°	333.3	332.3	330.3	329.0	331.3	337.3	348.0	354.0	356.0	356.3	358.7
17.5°	339.3	338.7	335.3	334.3	338.0	347.3	360.7	368.0	369.3	370.3	373.0
20°	349.3	347.3	342.3	338.0	341.0	355.3	371.0	378.7	380.7	381.7	384.0
22.5°	362.7	361.0	355.0	344.0	344.0	360.0	380.3	389.0	390.7	392.7	395.3
25°	385.7	384.3	372.7	354.0	349.3	364.7	389.0	400.7	402.3	404.7	408.7
27.5°	409.3	407.7	394.7	369.7	358.7	373.3	401.7	415.7	418.0	420.7	425.3
30°	439.7	436.7	423.7	394.7	377.0	387.3	421.7	439.3	442.0	445.3	451.7
32.5°	507.7	509.0	485.3	454.7	423.7	419.3	452.7	474.3	478.3	482.7	491.3
35°	618.3	613.0	604.3	573.0	538.7	504.7	513.0	536.3	540.7	542.0	545.7
37.5°	689.0	692.0	699.0	699.0	673.3	659.0	635.3	624.0	625.0	626.3	623.3
40°	728.3	734.7	758.7	791.0	814.3	827.3	823.3	770.3	764.0	755.7	729.0
42.5°	756.7	763.0	804.0	866.0	924.0	970.0	995.3	953.7	949.0	929.0	897.0
45°	774.0	779.0	828.3	916.3	1004.0	1082.3	1151.7	1137.0	1135.7	1118.7	1076.7
47.5°	770.7	775.0	826.3	932.3	1047.3	1153.7	1261.0	1287.7	1289.0	1284.7	1259.0
50°	721.3	731.7	782.7	897.0	1023.3	1181.3	1331.7	1401.3	1403.3	1407.3	1397.3
52.5°	677.3	685.3	731.0	833.3	954.7	1154.0	1374.0	1484.7	1501.7	1511.3	1530.0
55°	659.3	664.0	699.0	786.0	898.0	1081.0	1388.3	1545.0	1575.3	1593.7	1636.3
57.5°	656.0	659.7	686.7	753.0	860.3	1005.7	1383.7	1626.0	1674.0	1708.7	1791.3
60°	678.3	681.7	700.7	756.3	834.3	950.7	1341.0	1732.7	1800.0	1893.3	2026.7
62.5°	695.0	696.7	720.0	798.0	863.0	897.0	1232.3	1807.3	1927.0	2045.7	2244.0
64°	670.7	667.3	690.3	776.3	907.3	874.0	1131.7	1803.7	1944.0	2075.7	2290.3
65°	635.0	637.3	658.0	734.0	899.7	873.0	1065.7	1763.7	1909.3	2049.0	2268.7
67.5°	493.3	502.3	508.0	577.7	737.0	901.3	892.3	1509.0	1655.3	1788.7	2048.3
70°	265.3	264.3	277.0	332.0	512.7	765.0	765.7	1063.7	1225.7	1391.3	1649.7
72.5°	97.7	102.7	112.7	151.7	266.3	552.0	701.7	737.7	810.0	941.7	1218.7
75°	56.0	56.7	58.7	71.3	128.3	304.7	652.0	652.7	658.0	679.7	830.3
77.5°	43.7	42.3	43.3	46.3	70.0	160.3	523.0	620.0	619.3	616.0	638.0
80°	32.7	34.0	36.0	36.0	43.3	86.0	297.3	551.7	570.3	584.3	592.3
82.5°	26.3	27.3	32.3	32.3	31.7	48.7	140.3	408.7	467.3	505.3	564.3
85°	17.0	18.0	27.3	27.0	25.7	28.7	73.3	137.0	147.7	180.0	256.0
87.5°	4.7	5.7	12.7	11.0	13.3	10.7	27.3	41.7	51.3	58.0	73.0
90°	0.0	0.0	0.0	0.0	0.0	0.0	0.0	0.0	0.0	0.0	0.0



REPORT NUMBER: P140940

CATALOG NUMBER: EMM-E01-LED-E1-SL2

CANDELA DISTRIBUTION (continued):

	65°	66°	67°	68°	69°	70°	71°	72°	73°	74°	75°
0°	301.0	301.0	301.0	301.0	301.0	301.0	301.0	301.0	301.0	301.0	301.0
2.5°	302.3	302.3	302.3	302.7	302.7	302.7	302.7	302.7	303.0	302.3	302.3
5°	308.3	308.0	308.3	308.3	309.3	309.0	309.3	309.3	309.0	309.7	309.7
7.5°	318.0	317.3	318.0	318.3	318.7	320.0	320.0	320.7	321.0	321.3	320.7
10°	329.7	330.7	331.0	331.0	332.7	333.3	333.3	334.3	335.3	336.0	335.7
12.5°	344.0	344.7	345.0	347.0	347.3	348.3	350.0	351.0	351.0	352.7	353.7
15°	360.0	360.7	362.7	363.3	364.7	366.3	367.3	368.3	368.3	371.3	372.3
17.5°	373.7	375.0	376.3	377.3	379.7	381.3	383.0	384.0	385.7	387.0	389.3
20°	385.3	387.0	388.7	390.7	392.3	394.0	396.0	397.3	399.3	401.3	403.7
22.5°	396.7	398.7	400.7	402.3	404.7	406.3	408.0	410.3	411.7	413.7	416.3
25°	409.0	412.3	414.3	416.7	419.0	421.3	423.3	425.3	427.3	430.0	432.7
27.5°	428.7	430.3	433.0	434.3	438.3	441.0	443.7	444.0	446.7	451.7	452.3
30°	454.3	457.3	459.0	463.7	464.3	465.3	469.7	472.7	476.0	480.0	481.7
32.5°	493.0	495.7	498.0	499.3	503.0	509.0	509.7	512.3	518.0	519.0	525.0
35°	549.7	550.3	554.0	556.0	560.7	564.0	565.7	568.0	571.0	578.0	579.7
37.5°	617.7	623.3	618.7	614.0	622.3	621.3	623.3	620.7	628.7	629.0	632.0
40°	723.3	721.0	711.0	700.3	695.3	692.3	686.3	685.0	689.3	687.3	688.3
42.5°	879.0	857.0	840.0	827.3	811.7	794.7	785.0	770.3	770.3	766.0	770.0
45°	1062.0	1037.3	1005.7	975.7	956.3	934.0	911.0	895.7	880.0	868.3	878.7
47.5°	1242.3	1225.7	1190.3	1162.7	1124.0	1090.7	1054.3	1022.7	1004.0	990.3	992.3
50°	1399.0	1383.7	1365.3	1328.0	1298.7	1264.7	1226.3	1184.7	1144.3	1128.0	1114.0
52.5°	1531.0	1525.7	1510.0	1492.7	1468.7	1432.3	1408.0	1368.3	1320.7	1286.3	1271.7
55°	1647.7	1657.0	1665.3	1661.7	1653.0	1648.3	1618.3	1591.3	1559.0	1549.0	1518.7
57.5°	1831.3	1858.3	1890.3	1908.0	1925.3	1965.0	1974.7	1964.3	1968.3	1965.7	1949.7
60°	2091.3	2156.7	2212.7	2257.3	2305.0	2351.3	2406.0	2442.0	2457.0	2515.0	2514.0
62.5°	2314.3	2401.3	2473.0	2526.7	2582.3	2624.3	2659.7	2695.7	2739.7	2781.7	2834.7
64°	2375.0	2443.3	2501.7	2549.7	2589.7	2624.0	2651.0	2684.0	2720.3	2774.7	2833.3
65°	2343.7	2420.7	2463.0	2506.3	2542.3	2569.0	2596.7	2626.7	2672.7	2715.7	2778.3
67.5°	2130.7	2189.0	2250.3	2290.7	2325.3	2341.0	2367.0	2392.0	2417.7	2461.0	2539.3
70°	1796.7	1862.0	1950.3	1988.3	2024.3	2030.0	2054.3	2073.0	2090.0	2147.7	2186.3
72.5°	1348.0	1474.7	1561.3	1628.0	1635.3	1663.7	1673.7	1681.3	1700.7	1711.3	1723.0
75°	929.0	1043.0	1116.7	1142.0	1173.0	1158.0	1140.7	1079.7	1080.0	1028.3	969.7
77.5°	653.7	671.3	672.0	672.3	631.3	607.3	580.0	545.0	531.3	504.0	466.7
80°	592.7	590.7	578.3	563.3	541.0	509.0	476.0	453.0	435.0	414.7	388.0
82.5°	572.0	576.7	567.7	555.0	542.0	510.3	472.3	436.3	406.7	374.3	341.7
85°	278.7	286.7	312.7	329.7	333.7	314.0	287.0	254.3	223.0	187.7	171.3
87.5°	83.7	89.7	91.7	97.3	104.3	95.0	83.7	75.0	60.3	52.3	41.0
90°	0.0	0.0	0.0	0.0	0.0	0.0	0.0	0.0	0.0	0.0	0.0



REPORT NUMBER: P140940

CATALOG NUMBER: EMM-E01-LED-E1-SL2

CANDELA DISTRIBUTION (continued):

	76°	77°	78°	79°	80°	81°	82°	83°	84°	85°	86°
0°	301.0	301.0	301.0	301.0	301.0	301.0	301.0	301.0	301.0	301.0	301.0
2.5°	302.3	302.7	302.7	302.3	302.7	302.7	303.0	302.7	302.7	302.7	302.3
5°	309.0	310.3	310.0	310.0	310.7	310.7	310.3	311.0	310.7	310.7	310.3
7.5°	321.7	321.7	322.7	323.0	322.3	322.3	323.0	323.3	324.0	324.3	324.3
10°	336.3	338.0	338.0	338.3	338.7	339.7	340.0	340.0	340.7	340.7	341.3
12.5°	354.3	355.0	355.7	357.3	357.7	357.7	359.3	359.0	359.0	360.7	361.0
15°	373.7	374.7	376.3	377.0	377.7	379.3	380.3	381.3	381.0	383.3	384.0
17.5°	390.7	391.7	393.7	395.3	396.3	397.3	398.0	399.3	401.3	403.0	403.3
20°	404.3	405.7	408.0	410.0	411.7	412.7	415.3	416.7	417.3	418.7	420.3
22.5°	417.7	420.0	422.3	423.0	426.7	427.7	429.7	431.7	433.0	436.0	437.0
25°	434.3	436.3	439.3	441.3	443.7	445.7	447.7	449.3	452.3	455.0	456.3
27.5°	456.3	458.0	460.3	464.0	466.0	467.3	471.0	474.3	475.7	478.3	480.7
30°	485.3	487.0	490.3	494.0	495.7	500.0	502.7	505.0	507.7	511.3	514.7
32.5°	527.7	529.7	532.7	537.3	537.3	540.3	546.0	551.0	553.0	557.3	559.7
35°	583.3	583.7	587.0	594.0	596.0	595.3	600.7	605.3	606.7	613.3	617.7
37.5°	637.3	638.3	642.3	645.0	648.7	651.3	655.0	662.0	662.0	671.7	675.7
40°	693.3	698.3	699.0	699.7	705.7	716.3	720.0	727.0	733.3	742.7	747.0
42.5°	774.7	780.0	786.3	793.7	802.7	808.7	815.7	825.7	828.3	840.0	843.0
45°	886.0	892.3	909.3	911.0	927.0	935.0	946.7	960.0	963.3	971.0	967.0
47.5°	997.0	1004.3	1023.0	1042.3	1057.0	1071.0	1074.3	1080.0	1085.0	1080.3	1081.7
50°	1120.0	1130.7	1148.3	1165.3	1176.3	1192.3	1192.3	1193.7	1189.0	1181.3	1169.0
52.5°	1264.0	1265.7	1277.0	1290.3	1300.3	1303.7	1303.7	1296.0	1284.7	1272.3	1248.3
55°	1504.3	1486.0	1489.3	1489.3	1482.0	1476.0	1471.3	1452.7	1430.3	1408.0	1386.0
57.5°	1937.3	1954.7	1903.0	1889.0	1889.7	1844.0	1825.3	1793.3	1769.3	1729.3	1695.7
60°	2555.0	2543.0	2526.0	2510.0	2511.3	2451.0	2408.7	2361.0	2319.3	2231.3	2194.0
62.5°	2882.0	2924.7	2949.0	2936.7	2908.3	2870.7	2801.3	2729.0	2655.7	2581.0	2514.0
64°	2894.0	2950.3	2998.3	3018.3	3005.0	2957.3	2886.7	2796.7	2709.3	2621.3	2540.3
65°	2836.0	2907.3	2969.3	2997.3	2998.0	2956.0	2885.3	2794.7	2701.3	2599.3	2515.0
67.5°	2595.3	2677.3	2738.3	2785.3	2825.7	2804.3	2755.3	2659.0	2570.7	2455.0	2362.7
70°	2234.3	2285.0	2353.7	2422.3	2454.7	2459.7	2441.3	2392.7	2289.3	2195.3	2076.3
72.5°	1722.0	1800.7	1760.3	1802.7	1829.7	1803.3	1806.7	1723.7	1690.3	1607.7	1524.0
75°	912.0	914.7	897.3	771.3	755.7	698.0	762.0	647.7	608.7	572.7	526.3
77.5°	423.0	368.3	317.3	265.0	216.7	189.7	148.0	130.3	117.3	103.3	106.3
80°	353.7	311.7	267.0	221.3	186.0	150.3	120.7	93.7	75.0	63.0	57.3
82.5°	313.0	276.0	245.0	217.0	191.7	156.7	128.7	99.3	76.3	57.7	44.7
85°	141.3	110.7	100.7	79.3	67.3	57.3	45.7	37.7	31.0	26.3	20.7
87.5°	33.0	22.7	19.3	18.3	16.0	15.0	12.7	13.3	11.0	8.7	9.0
90°	0.0	0.0	0.0	0.0	0.0	0.0	0.0	0.0	0.0	0.0	0.0



REPORT NUMBER: P140940

CATALOG NUMBER: EMM-E01-LED-E1-SL2

CANDELA DISTRIBUTION (continued):

	87°	88°	89°	90°	95°	105°	115°	125°	135°	145°	155°
0°	301.0	301.0	301.0	301.0	301.0	301.0	301.0	301.0	301.0	301.0	301.0
2.5°	302.3	302.3	302.7	302.7	303.0	303.7	304.7	303.7	303.7	303.7	304.0
5°	311.0	311.3	311.0	311.0	311.7	312.7	313.0	311.0	310.0	309.0	307.7
7.5°	323.7	325.0	324.7	324.7	325.3	325.3	324.7	321.7	318.7	314.0	310.0
10°	341.3	342.0	342.0	342.0	343.0	343.7	340.7	334.0	326.0	317.7	310.3
12.5°	362.3	362.0	363.0	364.0	363.3	363.3	357.7	347.3	334.3	320.7	308.0
15°	384.3	384.7	384.7	386.3	386.7	385.3	376.3	360.3	340.3	319.7	299.3
17.5°	405.0	405.7	406.0	407.3	409.0	405.3	392.3	370.7	341.3	310.3	283.0
20°	422.3	423.3	424.3	425.3	427.0	424.3	407.0	375.7	336.0	295.3	264.0
22.5°	438.0	439.7	440.3	442.0	444.7	441.3	420.3	375.7	324.0	279.0	242.7
25°	457.0	459.0	462.3	463.0	467.7	464.0	431.0	373.0	310.3	258.3	219.7
27.5°	482.0	484.0	487.0	488.7	494.3	489.3	439.0	366.0	293.3	236.0	197.3
30°	515.0	517.0	520.7	522.3	532.7	516.0	444.3	355.3	273.7	210.0	171.7
32.5°	561.0	566.3	566.0	570.3	579.7	545.7	446.7	340.3	249.0	183.7	147.7
35°	621.3	625.0	628.3	634.3	638.7	577.3	445.0	320.7	218.3	156.3	126.7
37.5°	679.3	685.7	688.0	692.0	691.0	598.7	438.3	290.0	185.0	132.0	112.3
40°	751.7	755.3	762.7	766.3	748.7	619.0	422.7	249.0	151.7	116.0	103.0
42.5°	848.0	852.7	849.0	848.0	814.0	630.3	392.7	208.0	127.0	104.3	95.3
45°	965.0	967.0	956.0	948.7	889.3	629.3	349.0	169.3	110.0	95.7	88.7
47.5°	1070.7	1066.7	1052.3	1041.3	954.7	606.0	294.3	139.7	101.0	88.7	83.3
50°	1158.0	1140.3	1125.0	1111.0	1007.0	570.3	242.0	117.7	92.3	83.0	78.0
52.5°	1237.0	1213.0	1195.0	1171.3	1054.7	523.3	200.3	102.7	83.7	77.3	72.3
55°	1354.0	1326.0	1303.0	1279.7	1139.0	486.7	173.3	91.3	75.0	71.3	66.7
57.5°	1689.7	1614.7	1594.3	1573.3	1365.0	478.7	157.7	82.3	68.3	65.7	62.7
60°	2148.7	2100.0	2067.3	2016.0	1740.3	504.3	146.0	75.7	63.7	62.0	59.3
62.5°	2448.0	2389.3	2335.3	2283.0	1960.7	503.7	131.7	71.3	61.0	60.7	56.7
64°	2467.0	2401.3	2341.0	2284.7	1967.7	470.7	118.7	68.3	61.0	61.0	55.0
65°	2435.7	2369.7	2307.3	2248.7	1927.7	445.3	110.0	67.0	62.0	61.7	54.0
67.5°	2276.0	2209.7	2139.7	2076.7	1758.3	349.0	87.0	64.7	67.3	65.0	53.0
70°	1993.7	1918.3	1865.7	1820.3	1509.3	243.7	69.0	66.0	73.7	69.0	55.7
72.5°	1445.0	1383.7	1383.0	1331.7	1142.7	154.7	55.7	65.7	73.3	68.3	57.7
75°	561.3	481.3	478.7	496.7	486.0	83.7	48.0	58.0	60.0	57.0	51.0
77.5°	96.0	94.3	93.3	98.3	108.3	46.3	44.0	49.3	44.7	40.3	42.3
80°	53.3	51.0	50.3	50.3	47.3	38.0	39.0	39.3	32.3	30.0	35.0
82.5°	37.0	34.3	33.0	32.0	31.0	34.0	34.7	31.0	23.3	23.0	32.7
85°	18.0	17.0	16.7	16.7	19.0	32.0	28.7	24.0	15.7	15.7	35.3
87.5°	7.7	7.7	6.7	6.7	10.3	20.3	13.0	10.0	6.3	7.3	14.3
90°	0.0	0.0	0.0	0.0	0.0	0.0	0.0	0.0	0.0	0.0	0.0



REPORT NUMBER: P140940

CATALOG NUMBER: EMM-E01-LED-E1-SL2

CANDELA DISTRIBUTION (continued):

	165°	175°	180°
0°	301.0	301.0	301.0
2.5°	303.7	304.3	304.0
5°	306.0	306.0	305.3
7.5°	305.7	304.3	303.7
10°	303.7	300.0	299.7
12.5°	298.3	292.3	290.7
15°	283.0	275.0	273.0
17.5°	263.7	254.3	251.7
20°	241.7	231.0	227.3
22.5°	220.3	208.0	204.3
25°	197.0	184.7	182.7
27.5°	171.3	159.7	156.7
30°	147.7	137.7	135.3
32.5°	126.3	119.3	119.3
35°	112.3	106.3	106.3
37.5°	101.3	98.7	98.3
40°	94.0	91.7	91.3
42.5°	88.3	85.7	85.3
45°	82.3	79.7	79.7
47.5°	76.7	73.7	74.0
50°	71.0	68.7	68.7
52.5°	66.3	64.0	63.7
55°	62.0	59.7	59.3
57.5°	58.0	55.3	55.0
60°	54.0	51.3	50.7
62.5°	50.7	47.7	47.0
64°	48.7	45.7	45.0
65°	47.7	44.3	44.0
67.5°	46.7	42.3	42.0
70°	50.3	41.7	40.0
72.5°	50.7	40.7	38.7
75°	48.0	38.7	37.0
77.5°	42.3	35.3	33.3
80°	40.7	27.7	24.3
82.5°	37.3	22.7	19.0
85°	30.7	14.7	13.7
87.5°	17.7	9.7	7.0
90°	0.0	0.0	0.0

(END OF REPORT)